

# Zoom Instruction Manual: Participants (Audiences)

JSBI & APBC 2021

**Inquiries :**

**The 13th APBC**

**E-mail: [apbc2021@tokyo-med.ac.jp](mailto:apbc2021@tokyo-med.ac.jp)**

**The 47th JSBI**

**E-mail: [jsbi2021@tokyo-med.ac.jp](mailto:jsbi2021@tokyo-med.ac.jp)**

## Index

---

< STEP1 > Join a ZOOM Webinar	.....P2
< STEP2 > How to ask questions	.....P3

## STEP1 Join a ZOOM Webinar

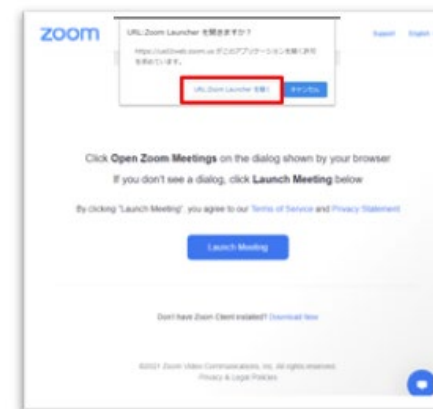
The Zoom installer can be obtained from the official website (<https://zoom.us/>)

Please install the application before the meeting. If you already have the application, please make sure that it has been updated to the latest version.

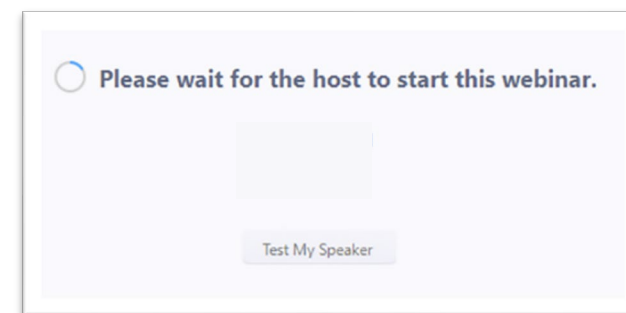
① Login the virtual meeting website of the 47th Japanese Society for burn Injuries/The 13th Asia Pacific Burn Congress (URL: <https://confit.atlas.jp/apbcjsbi2021>). Click to the “Live session’s date” in the “Live-Stream Sessions” tab in the left side of the home screen, then launch a ZOOM Webinar.

※ Please refer to “Quick guides for joining in the Virtual Meeting” in the official website.

① Click to “launch the Zoom Meeting”.

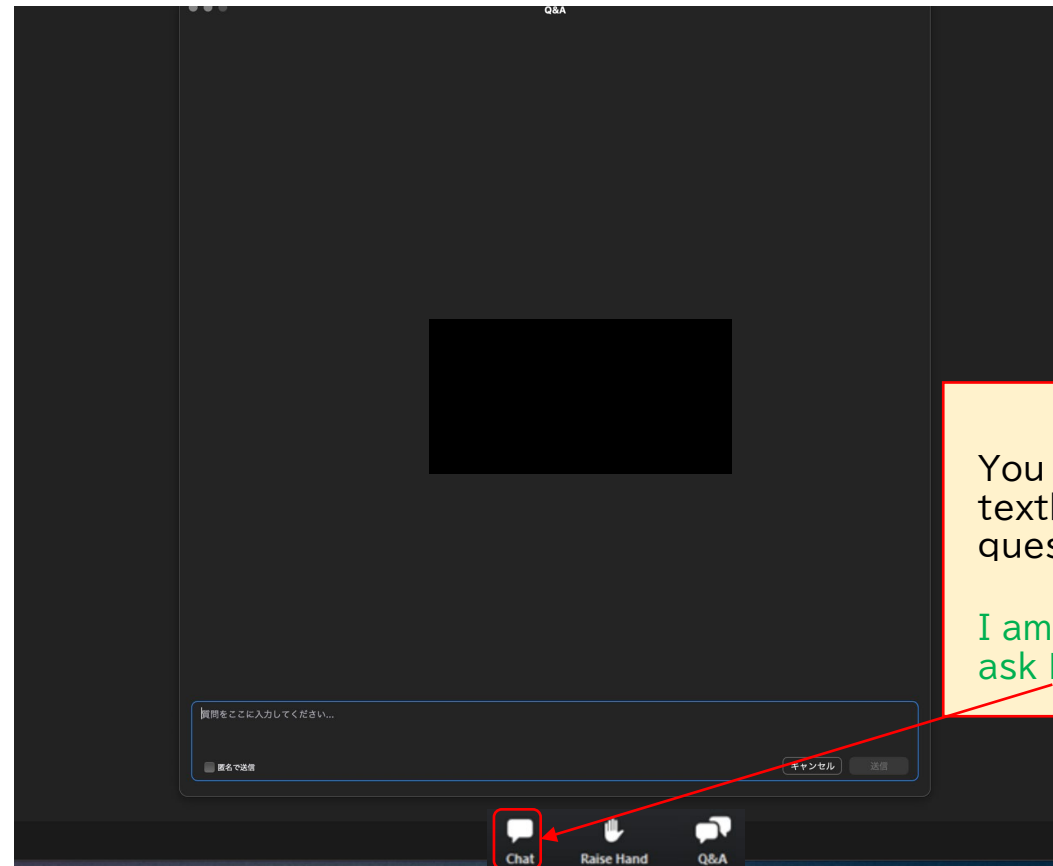


② Wait for a while until the meeting host start the Zoom Webinar.



## STEP2 How to ask questions

If you have any questions about the session, please use “Chat” function.



You can enter your questions in the textbox by using Chat tab. Please ask questions like below format.

I am ○○ from △△ hospital. I would like to ask Dr. □□. …….